

# Norwegian Gem/Pearl (Jewel-Class Ships)

Deck plan shown is Norwegian Gem. The deck plan of Norwegian Pearl differs slightly from the staterooms, categories and public areas shown below. For more information see [www.ncl.eu](http://www.ncl.eu). Deck plans and information subject to change.

FOR FURTHER INFORMATION ON OUR FLEET SEE PAGES 64-77

## SYMBOLS

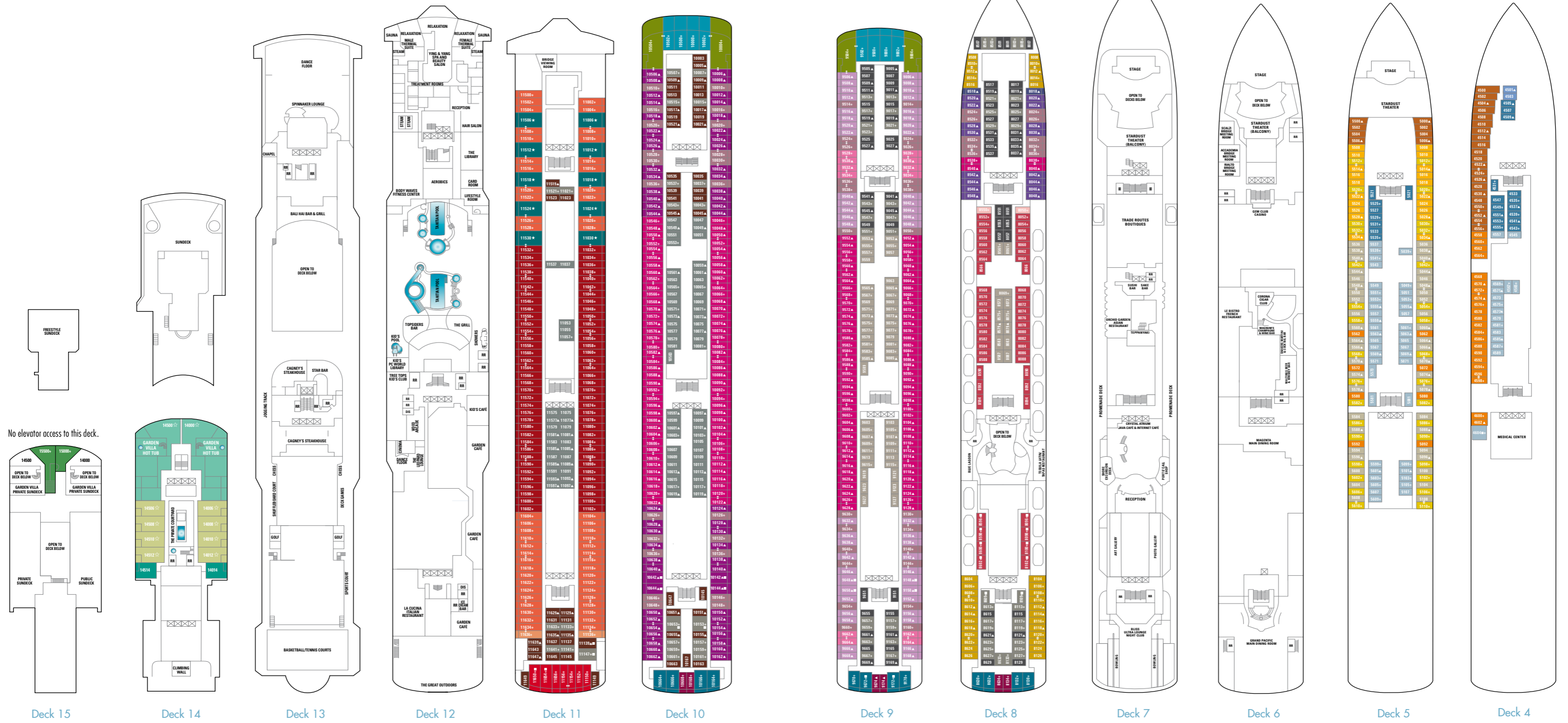
- With facilities for the disabled
- ↔ Connecting staterooms
- ▲ 3<sup>rd</sup> guest occupancy avail.
- ▲ 3<sup>rd</sup>/4<sup>th</sup> guest occupancy avail.
- ★ 3<sup>rd</sup>/4<sup>th</sup>/5<sup>th</sup> guest occupancy avail.
- ☆ Up to 6<sup>th</sup> guest occupancy avail.
- ⊗ Elevator
- RR Restroom
- Indicates stateroom categories that can accommodate three or more guests.

## STATEROOM FEATURES

All staterooms aboard Norwegian Gem/Pearl have a phone, TV, air conditioning, refrigerator, safe, duvet, bathroom with shower and hair dryer. Most lower beds are convertible to a queen-size bed.

Quoted stateroom sizes include balconies where applicable.

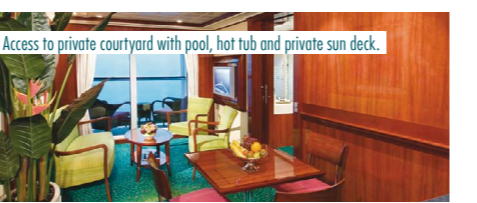
DETAILED CATEGORY DESCRIPTIONS:  
[www.ncl.eu](http://www.ncl.eu)



**GARDEN VILLAS**  
**S1** Three bedrooms with king-size or queen-size bed, each with private bathroom (one with whirlpool tub & separate shower), living room with dining area, double balcony, private garden with hot tub and outdoor dining area, private sun deck. Butler service and concierge available. Size approx. 395 m<sup>2</sup>; max. occupancy 6 guests



**OWNER'S SUITES**  
**S2** (Deluxe Owner's Suites) King-size bed, bathroom with whirlpool tub & separate shower, living & dining area, balcony with hot tub. Butler service and concierge available. Size approx. 86 m<sup>2</sup>; max. occupancy 2 guests  
**S3** (Owner's Suites) Bedroom with king-size bed, bathroom with whirlpool tub & separate shower, living room with dining area, two balconies. Butler service and concierge available. Size approx. 73,5-76,5 m<sup>2</sup>; max. occupancy 2 guests




**COURTYARD VILLAS & PENTHOUSES**  
**S4** (Family Courtyard Villas) Two separate bedrooms, one with queen-size bed, two bathrooms (one with tub & separate shower), living room with dining area, balcony. Butler service and concierge available. Size approx. 53 m<sup>2</sup>; max. occupancy 5 guests  
**S5** (Courtyard Penthouses) Bedroom with queen-size bed, bathroom with tub & separate shower, living room with dining area, balcony. Butler service and concierge available. Size approx. 41 m<sup>2</sup>; max. occupancy 2 guests



**PENTHOUSES & FAMILY SUITES**  
**SC** (Family Suites) Two separate bedrooms, one with queen-size bed, two bathrooms (one with tub & separate shower), living room with dining area, balcony. Butler service and concierge available. Size approx. 51 m<sup>2</sup>; max. occupancy 5 guests  
**SE SF** Queen-size bed, living & dining area, balcony. Butler service and concierge available. Size SE approx. 45,5-53,5 m<sup>2</sup>, SF approx. 31,5-36 m<sup>2</sup>; max. occupancy 2 guests



**MINI SUITES & BALCONY STATEROOMS**  
**M1 MA MB** (Mini Suites) Two lower beds, sitting area, balcony. Size approx. 26,5 m<sup>2</sup>; max. occupancy 4 guests  
**B1 B2 B3 BA BB BC BD** (Balcony Staterooms) Two lower beds, sitting area, balcony (steel enclosed in some staterooms). Size approx. 19 m<sup>2</sup>; max. occupancy B1-BC 4 guests, BD 3 guests



**OCEANVIEW & INSIDE STATEROOMS**  
**O1 OA OB OC** (O1=Family Oceanview Staterooms) Two lower beds, picture window. Size approx. 14,5-15 m<sup>2</sup>; max. occupancy O1, OA 4 guests, OB, OC 3 guests  
**OF OG OK** Two lower beds, porthole (OK with obstructed view, partly with picture window). Size approx. 14,5-15 m<sup>2</sup>; max. occupancy 4 guests  
**I1 IA IB IC ID IE IF** (I1=Family Inside Staterooms) Two lower beds. Size approx. 13 m<sup>2</sup>; max. occupancy I1-IB, IE, IF 4 guests, IC, ID 3 guests